

Power & Data Delivery Options


Grommets & Power Box

Choose from a selection of grommets for work surfaces to power & data communication boxes for conference

or boardroom tables. Specialized options are available in the Esmond series power box for multi media.



PC1



PC1




GM5



GM5



GM1, GM2



GM1, GM2



PC8



PC8

GLOBALContract

Descor Collection



Esmond power box has a surface access door for conference tables. All models are available with 2 simplex underneath for daisy chain applications and a 15' cord. Choose clear (A) or black (E) aluminum

anodized finish. Overall dimensions for 2 simplex 6.625" W x 5.5" D and 13" W x 5.5" D for 4 simplex. Please see chart below for more information.

Model Description	Model Number	6' Hard wired electrical connection*
Contains 2 simplex in box, 2 categories 5E data (CJ5E88T) jacks, 2 telephone (CJ64) jacks.	ESM102A ESM102E	ESM102ABX ESM102EBX
Contains 2 simplex in box, 2 data coupler (FxF) jacks, 2 telephone coupler (FxF) jacks.	ESM103A ESM103E	ESM103ABX ESM103EBX
Contains 4 simplex in box, 4 categories 5E data (CJ5E88T) jacks, 4 telephone (CJ64) jacks.	ESM202A ESM202E	ESM202ABX ESM202EBX
Contains 4 simplex in box, 4 data coupler (FxF) jacks, 4 telephone coupler (FxF) jacks.	ESM203A ESM203E	ESM203ABX ESM203EBX
Contains options for electronic whiteboard or document cameras (no audio). Includes 2 simplex in box, 1 data coupler (FxF) jack, 1 DB9 coupler (MxM), 1 DB15 coupler (FxF).	ESM104A ESM104E	ESM104ABX ESM104EBX
Contains options for multi media with audio. Includes 2 simplex in box, 1 data coupler (FxF) jack, 1 audio jack (1/8"), 1 DB9 coupler (MxM).	ESM105A ESM105E	ESM105ABX ESM105EBX
Contains options for electronic whiteboard or document cameras (no audio). Includes 4 simplex in box, 2 data coupler (FxF) jack, 2 phone couplers (FxF) jack, 1 DB9 coupler (MxM), 1 DB15 coupler (FxF).	ESM204A ESM204E	ESM204ABX ESM204EBX
Contains options for multi media with audio. Includes 4 simplex in box, 2 data coupler (FxF) jack, 2 phone couplers (FxF) jack, 1 audio jack (1/8"), 1 DB9 coupler (MxM), 2 DB15 coupler (FxF).	ESM205A ESM205E	ESM205ABX ESM205EBX

Custom is available on request.


*New York & Chicago

The Global Group, 1350 Flint Road, Downsview Ontario Canada M3J 2J7
Sales & Marketing T 416-650-6500 F 416-667-0338
Customer Service/Order Entry T 905-470-0010 F 905-470-6262

GLOBALContract



PBRT



PBRT



PBRT2



PBRT2



PHA2E, PHA2P



PHA2E, PHA2P




PHA4E, PHA4P



PHA4E, PHA4P



GM246, GM186, GM126, GM66, GM246F, GM186F, GM126F, GM66F, GM246L, GM186L, GM126L, GM66L

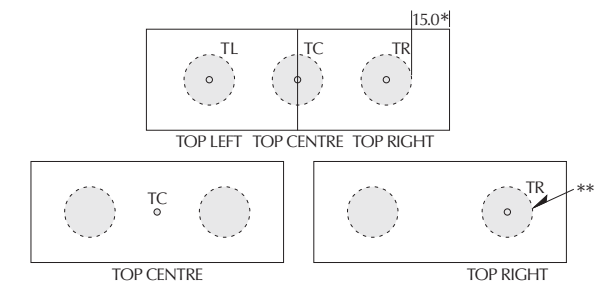


GM246, GM186, GM126, GM66, GM246F, GM186F, GM126F, GM66F, GM246L, GM186L, GM126L, GM66L

Model Description	Model Code	Model Dimensions	
		L	D
Grommet with 2 simplex receptacles and 2 voice/data jacks. Black.	PC1	4.25 dia	—
Rectangular grommet.	GM5	3.5	2
Round grommet.	GM1 GM2	2 dia 2.625 dia	—
Grommet with 4 simplex receptacles, 4 voice/data jacks and 1 Ethernet jack. Black.	PC8	12.75	4.312
Retractable grommet with 3 simplex receptacles. Black.	PBRT	2.5	4.125
Retractable grommet with combination 3 simplex receptacles and VDM outlet. Black (VDM jack not supplied).	PBRT2	5.25	4.125
Phantom single doors. 2 simplex receptacles. 6 positions for AMP plugs. Black (E) and brushed chrome (P).	PHA2E PHA2P	10.7	4.7
Phantom double doors. 6 simplex receptacles. 6 positions for AMP plugs. Black (E) and brushed chrome (P).	PHA4E PHA4P	10.7	7.9
Surface access door for conference table, includes 1 PB2P2D power bar with 4 simplex receptacles and 2 voice 2 data jacks. Wood veneer in reverse diamond pattern.	GM246 GM186 GM126 GM66	24 18 12 6	6 6 6 6
Surface access door for conference table, includes 1 PB2P2D power bar with 4 simplex receptacles and 2 voice 2 data jacks. Painted MDF black finish.	GM246F GM186F GM126F GM66F	24 18 12 6	6 6 6 6
Surface access door for conference table, includes 1 PB2P2D power bar with 4 simplex receptacles and 2 voice 2 data jacks. Leather finish.	GM246L GM186L GM126L GM66L	24 18 12 6	6 6 6 6

Grommet Location:

Standard placement for grommets on any work surface must be indicated as TL Top Left, TC Top Centre, or TR Top Right. On conference tables the grommet is centered on the base location. There is a minimum clearance of 15" from the edge of the conference table to the bases. For non-standard placement of grommets please submit for approval a drawing indicating location of grommets.



*MINIMUM CLEARANCE FOR TABLE
**GROMMET IS CENTERED ON BASE LOCATION IF THERE IS A BASE